



Starting Proctorio Test.

Proctorio is a remote proctoring software which, when installed in your web browser, monitors the test takers.

When you're taking an exam for the first time with a new computer or in a new location, you should always try this practice test.


Just take your exam as usual, in the exam window your professor has set up, just try not to wait until the last second :-).

Let's get started!

Step 1: If you don't have Proctorio already installed in your web browser (Chrome), this thing will help you.

Hit “ and follow 3 simple steps to install Proctorio Extension.
Here is the link <https://getproctorio.com/>

Step 2: Once you have installed it, you will see a page where the
instructions by your instructor will be provided.



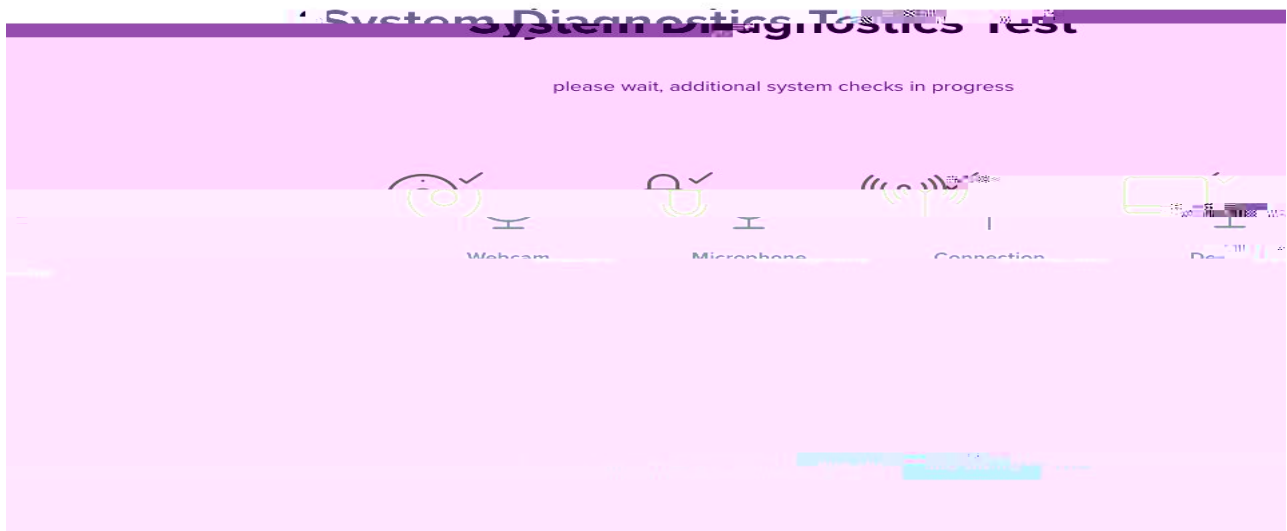
Make sure your laptop is charged and is not running out of memory.

Now

Select “

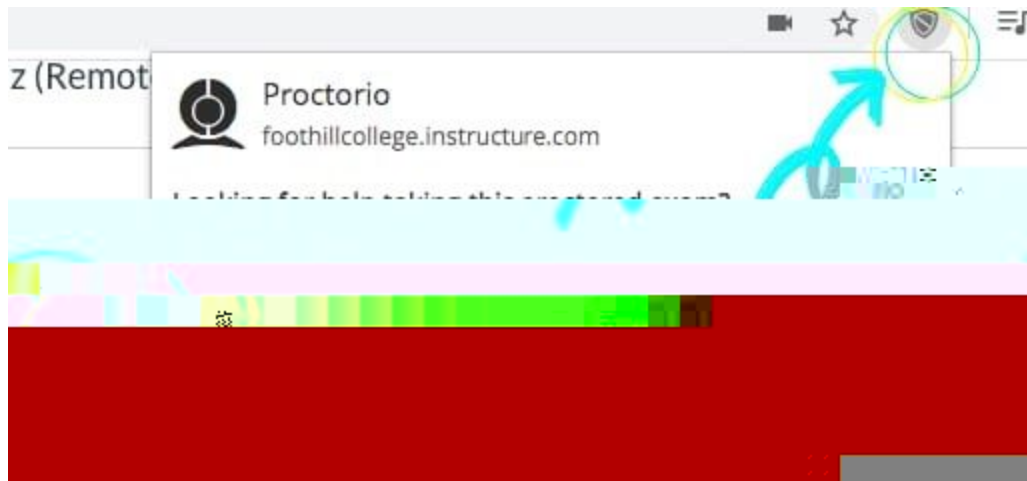
button


This software will do System Diagnostics where your webcam, microphone, internet connection, and desktop will be checked.



If you are facing any technical issue, feel free to reach out to the Proctorio Support.

To do that, click on the  on the right hand side of the navigation bar.

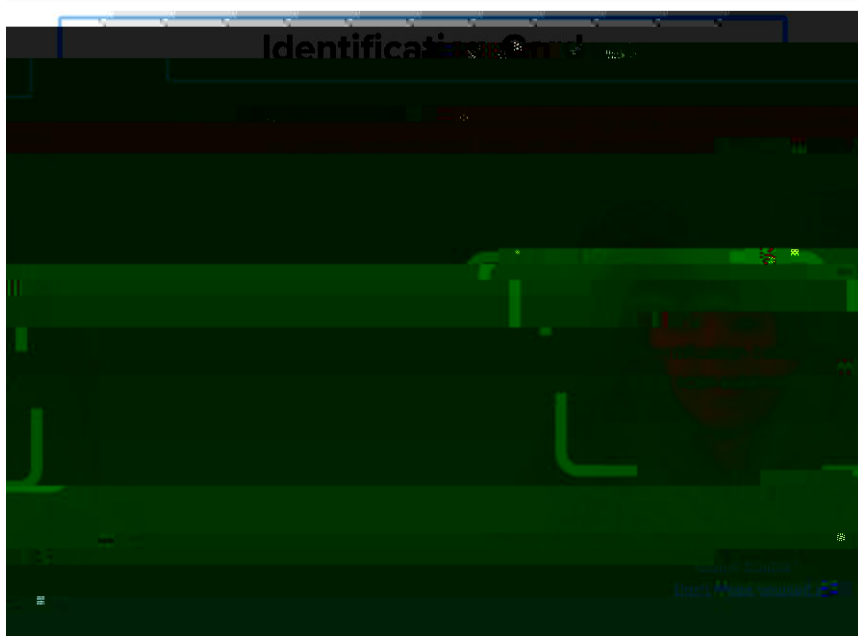


Select . A live chat box will be open on the bottom left of your screen where you can type in your concerns and get help from Proctorio support.




Once everything has been diagnosed, a menu for “sharing screen” permission will appear.

Step 2: DEpending upon your instructor's guidelines, you may be asked to show any Photo ID card to the webcam. In this case you can even use your VTA card as it has your photo on it.

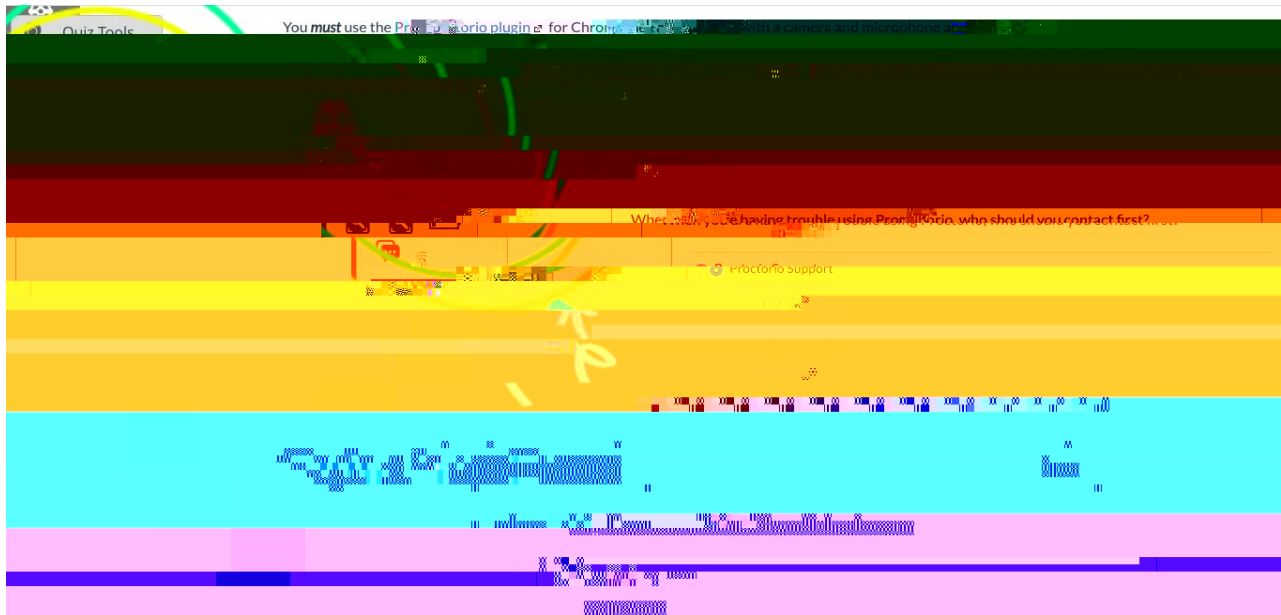


Step 3: Next is a Webcam Image Test. Here the camera will take your picture. Smile!!




Your Proctored exam will look something like this with a

on



-
1. You can see your recording on the Quiz tool box.
 2. You can Zoom in/ out using the Zoom Button
 3. Start a live chat with Proctorio Support if you encounter any technical issues.
 4. It will also show you the battery status



If you don't want to see your recording on the screen, you can always click on

This is how your screen will look after hiding the complete quiz tool box.

