



C

2




C


3



C




C



C

6



C



C

TAG APPLICATION PREPARATION

Have ALL of your (unofficial) college transcripts (from all colleges attended) and Advanced Placement (AP) or International Baccalaureate (IB) exam scores when filling out your UC TAP account. It might be helpful to have paper copies.

Login to the UC Transfer Admission Planner (UC TAP) and start entering ALL your major and general education coursework in your UC TAP account.

Once your UC TAP account is filled out accurately and completely, you will be allowed to submit your TAG between Sept. 1 - Sept. 30 (The TAG cannot be submitted after Sept. 30).

Choose the tab, "Apply for TAG" (Sept. 1 - Sept. 30) to begin the TAG submission process.

Important Notice: It is your responsibility to make sure the information you report is accurate and complete. **Please meet with a counselor sooner than later if you'd like your TAG to be reviewed before submitting.**

