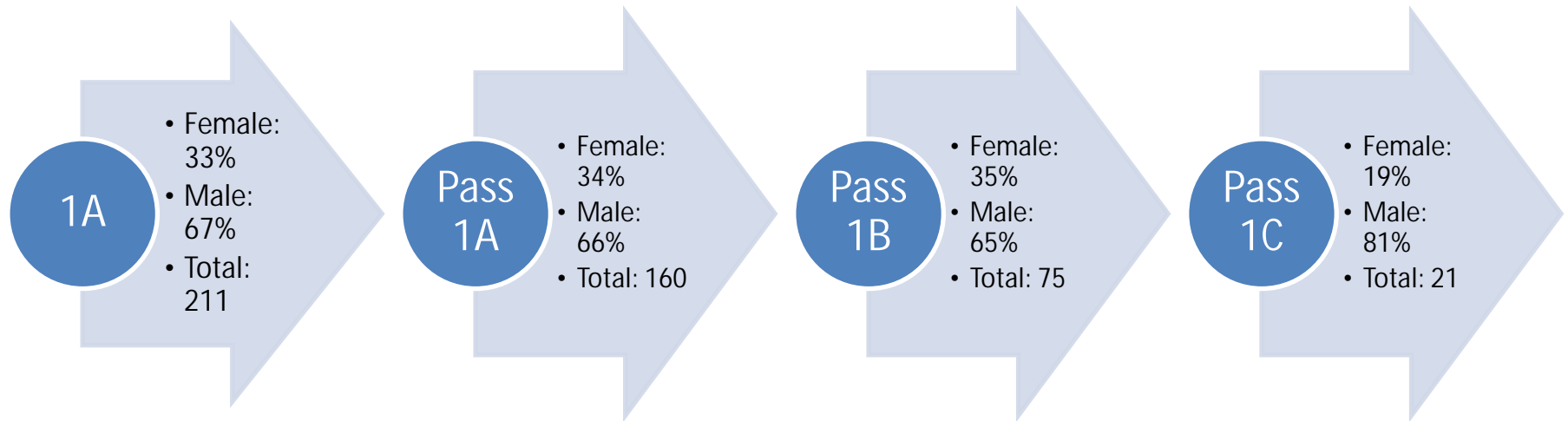


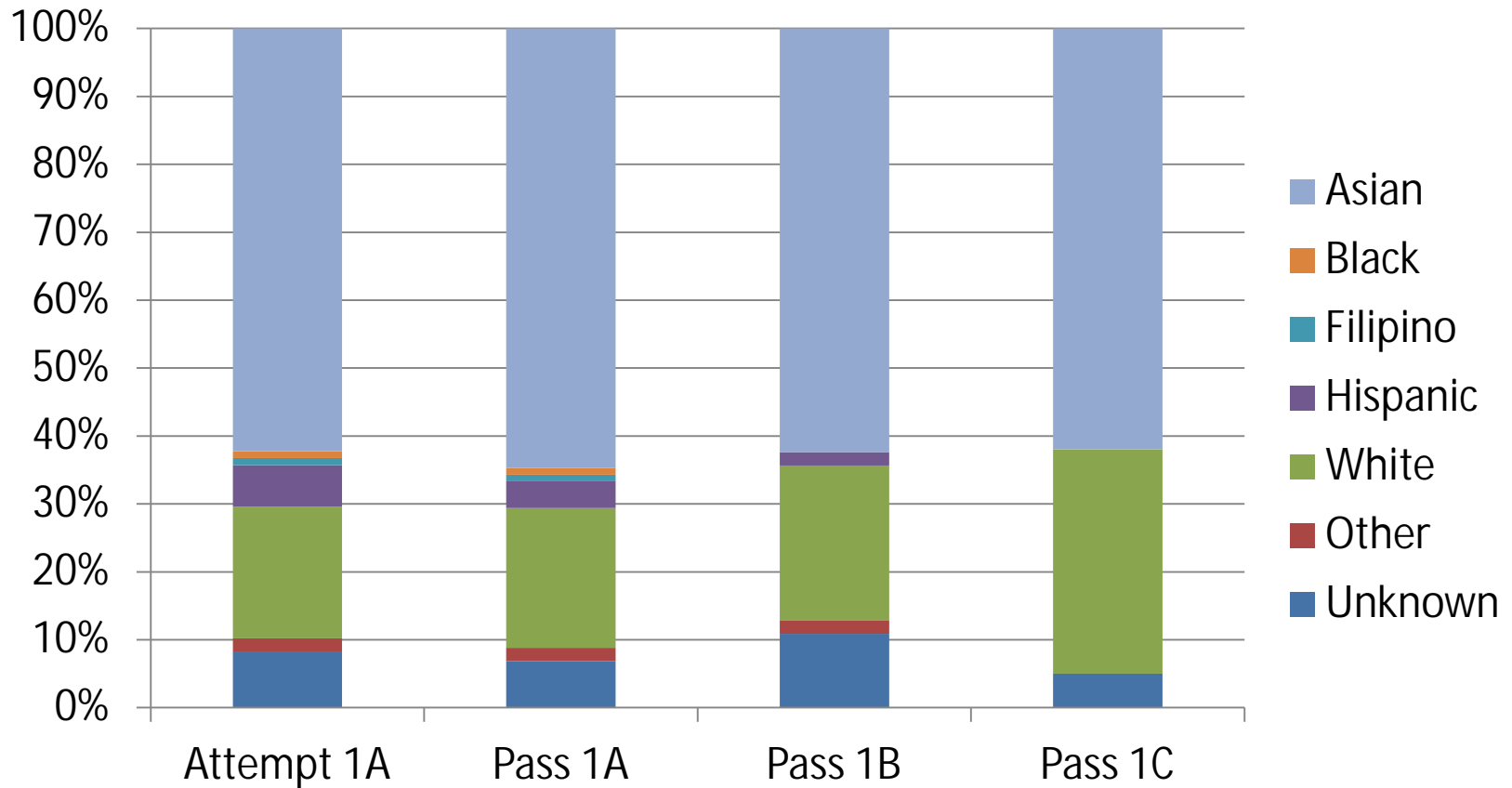
2006-07 Math 1A/B/C Student Characteristics

Gender



Source: FHDA IR&P ODS

2006-07 Math 1A/B/C Student Characteristics Ethnicity



Source: FHDA IR&P ODS

2006-07 Math 1A/B/C Student Characteristics

Ethnicity

	Enroll in 1A	Pass 1A	Pass 1B	Pass 1C
Asian	129	105	47	13
Black	3	1	0	0
Filipino/PI	3	1	0	0
Hispanic	13	6	1	0
White	41	33	17	21
Other	6	3	2	0
Unknown	16	11	8	1
Total	211	160	75	35

Source: FHDA IR&P ODS

Fall 2007 Math 1A Tracking

Starting Level	Attempt Math 1A	Pass 1A	Attempt Math 1B	Pass 1B	Attempt Math 1C	Pass 1C
Math 1A	191	123	74	50	32	28
% of starting cohort	100%	64%	39%	26%	17%	15%
% from previous step	---	64%	60%	68%	64%	88%

Note: 74 out of 123 (60%) students who passed 1A transferred to a four-year institution.
 20 out of 28 (71%) students who passed 1C transferred -20(s)12(t)6Srrs

2007-08 Math 1A/B/C Student Characteristics

Ethnicity

	Enroll in 1A	Pass 1A	Pass 1B	Pass 1C
Asian	102	67	29	16
Black	1	1	0	0
Filipino/PI	3	3	0	0
Hispanic	13	7	1	0
White	45	29	11	8
Other	8	4	2	2
Unknown	19	12	7	2
Total	191	123	50	28

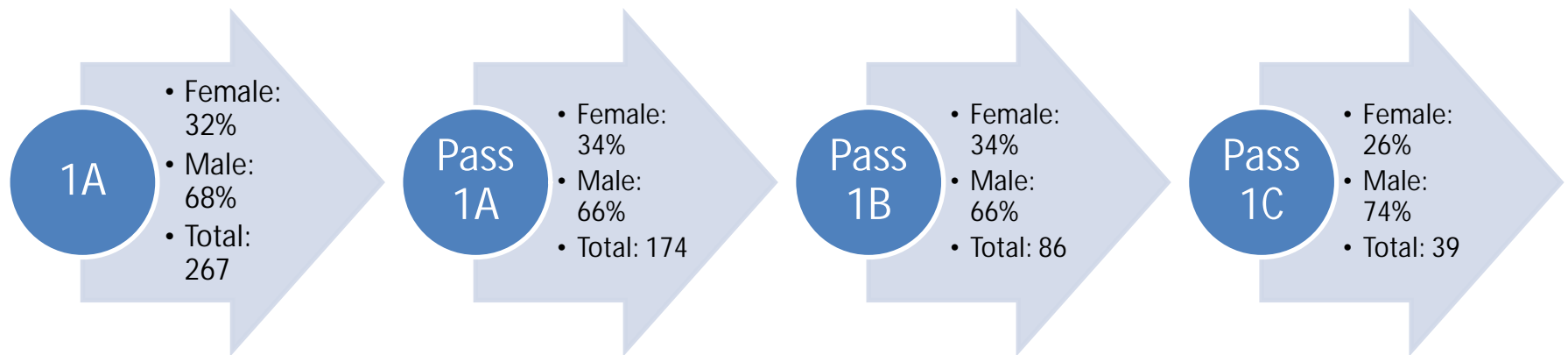
Source: FHDA IR&P ODS

Fall 2008 Math 1A Tracking

ISAC ID	ISAC ID (equivalent)	ISAC ID (equivalent)	ISAC ID (equivalent)	ISAC ID (equivalent)	ISAC ID (equivalent)	ISAC ID (equivalent)
Level	Level	Level	Level	Level	Level	Level

2008-09 Math 1A/B/C Student Characteristics

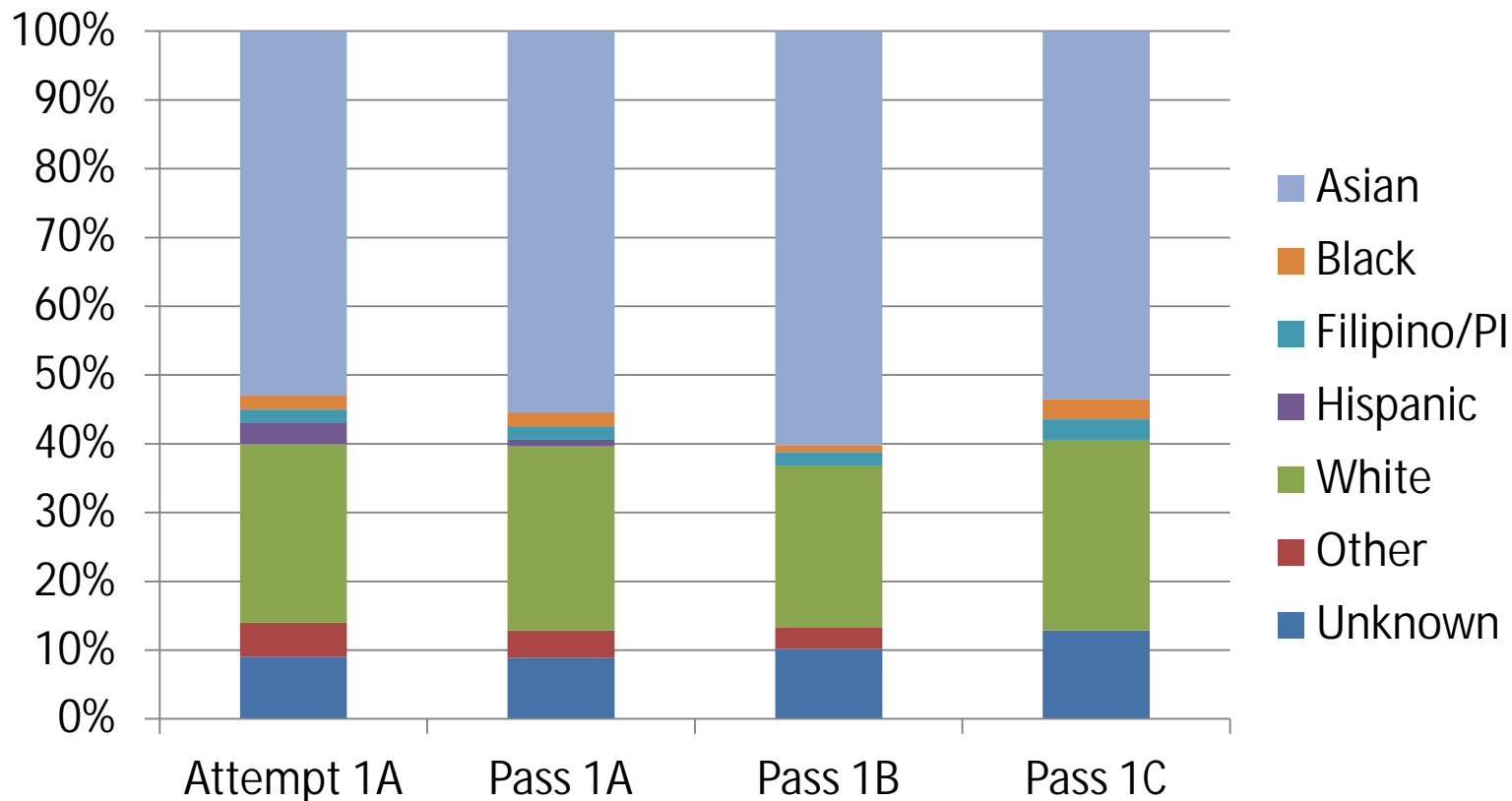
Gender



Source: FHDA IR&P ODS

2008-09 Math 1A/B/C Student Characteristics

Ethnicity



Source: FHDA IR&P ODS

2008-09 Math 1A/B/C Student Characteristics

Ethnicity

	Enroll in 1A	Pass 1A	Pass 1B	Pass 1C
Asian	142	97	51	21
Black	5	4	1	1
Filipino/PI	5	2	2	1
Hispanic	7	2	0	0
White	69	47	20	11
Other	14	7	3	0
Unknown	25	15	9	5
Total	267	174	86	39

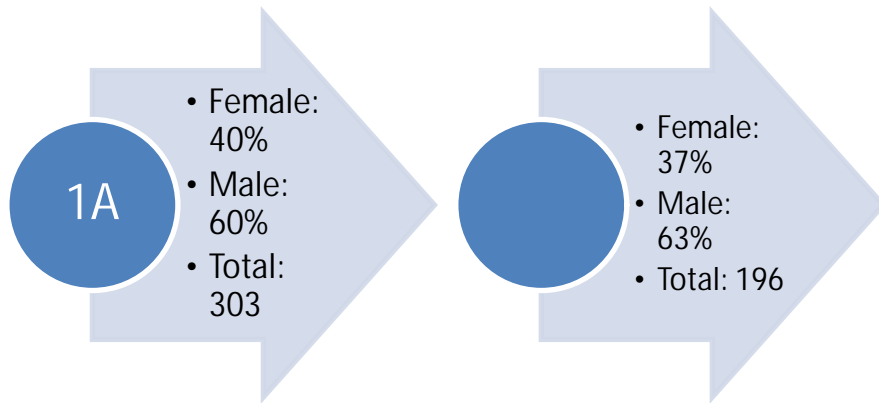
Source: FHDA IR&P ODS

Fall 2009 Math 1A Tracking

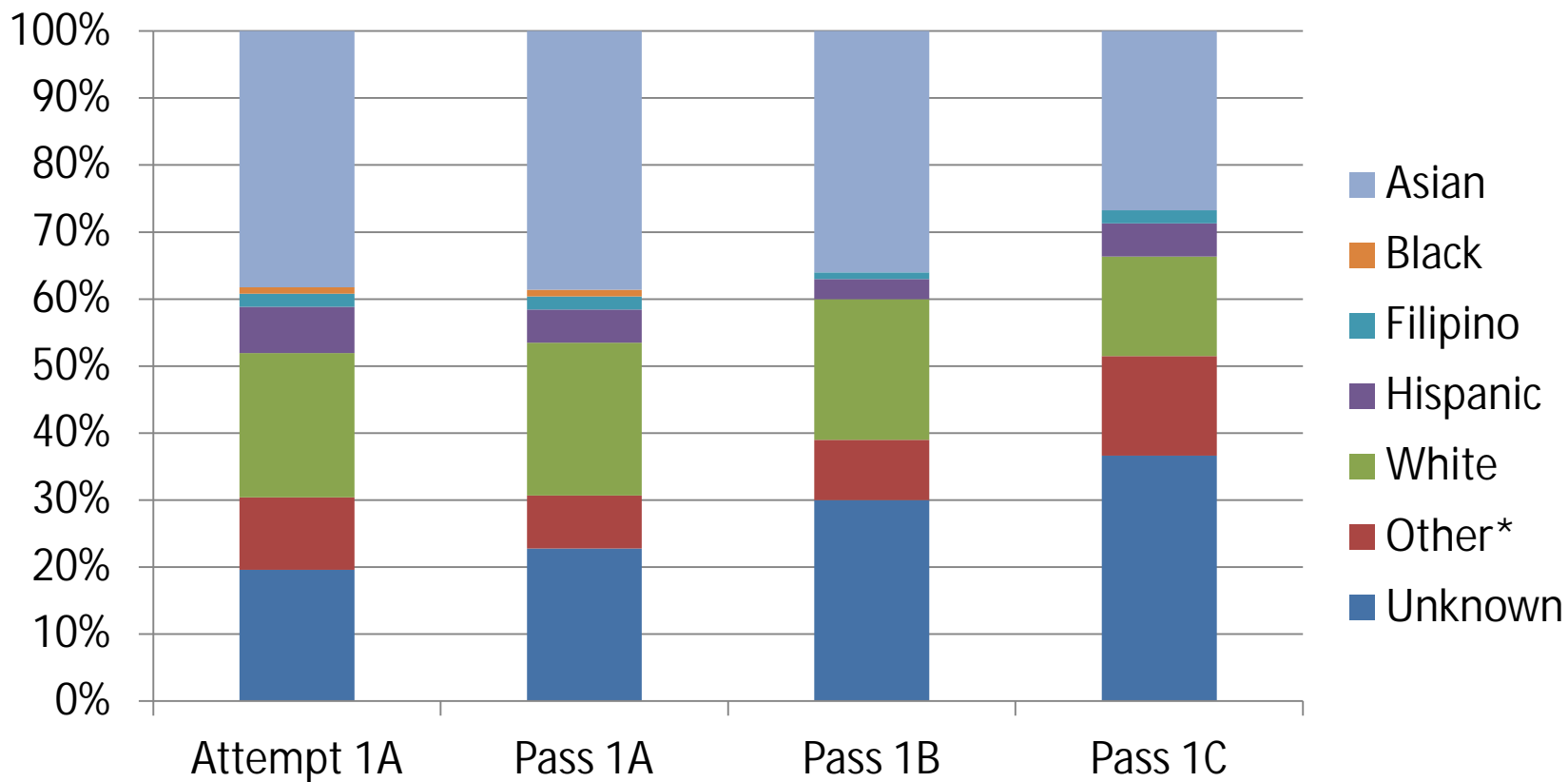
Starting Level	Attempt Math 1A	Pass 1A	Attempt Math 1B	Pass 1B	Attempt Math 1C	Pass 1C
Math 1A	303	196	141	97	47	41
% of starting cohort	100%	65%	47%	32%	16%	14%
% from previous step	---	65%	72%	69%	48%	87%

Source: FHDA IR&P ODS

2009-10 Math 1A/B/C Student Characteristics



2009-10 Math 1A/B/C Student Characteristics Ethnicity



*Other includes Native American, Middle Eastern and Multiple Ethnicities.

Source: FHDA IR&P ODS

E. Kuo
9.20.11

