



SLI STEM Summer Internships 2024: Information Session

March 2024





Why do I need an internship??

Put your school/ classroom knowledge into real practice.

Get experience in the working world in your discipline - see if it's really for you!

Build your resume and skills.

Challenge yourself!

LEARN!






Overview of SLI Internship Program

part-time, paid internships for the summer for FOOTHILL students

chance to get your FIRST internship experience (you need experience to get experience!)

research and industry placements

lots of support from SLI during your internship









Eligibility

Classes at Foothill in winter and spring
Primarily Foothill (not De Anza) student
Over 18
Priority to
no prior internship
first generation college student
low-income

Common questions

I'm a dual enrollment student in a Foothill class - can I apply?

Only if you turn 18 by the time the internships start on July 8

I've only taken one class at Foothill - can I apply?

We prioritize Foothill students, so there's a chance you may be accepted.

Agenda for Today

1. Eligibility
2. Commitment
3. Application
4. Project Catalog
5. Timeline
6. Miscellaneous Notes
7. Next Steps
8. Wrap Up

Agenda for Today

1. Eligibility
2. Commitment
3. Application
4. Project Catalog
5. Timeline
6. Miscellaneous Notes
7. Next Steps
8. Wrap Up

Application - My Story Essay



Prompt:

* Please write an essay titled "My Story" that tells us about you. Your essay should be single spaced and not exceed one page. Be specific about your academic and career goals, and how you plan to reach those goals. Discuss any obstacles you have overcome and any specific financial needs you have. This is your opportunity to share with us what makes you unique and deserving of a scholarship.



Applicationa pplicat m n

Application

The background features a series of overlapping, semi-transparent geometric shapes in shades of orange and red. These shapes are primarily located on the right side of the frame, creating a dynamic, layered effect. The colors range from a light, pale orange to a deep, vibrant red. The overall composition is clean and modern, with a focus on geometric forms and color contrast.

Agenda for Today

1. Eligibility
2. Commitment
3. Application
4. Project Catalog
5. Timeline
6. Miscellaneous Notes
7. Next Steps
8. Wrap Up

Project Catalog

PDF of catalog - 2 parts
quick links table
full description

Pay attention especially to
number of hours and stipend
modality
required skills



1. Eligibility
2. Commitment
3. Application
- 4.



Agenda for Today

1. Eligibility
2. Commitment
3. Application
4. Project Catalog
5. Timeline
6. Miscellaneous Notes
7. Next Steps
8. Wrap Up

Mst t



Agenda for Today

1. Eligibility
2. Commitment
3. Application
4. Project Catalog
5. Timeline
6. Miscellaneous Notes
7. Next Steps
8. Wrap Up

Next Steps

Work on your My Story Essay

Review the Project Catalog - pick up to 5 projects you're interested in and write a short interest paragraph (for supplementary application)

Work on your resume

Ask someone to be a reference

Wrap Up

Send questions to sli.foothill@gmail.com. Answers will be added to FAQ document. May not have capacity to answer questions directly.

Check on Project Catalog periodically - additional projects will be added.

Good luck!