

Foothill College Local Goal Setting: 2021-22

Metric	4-Year Average	Baseline Rate	Trend Data	Institutional Goal (from Baseline)
--------	----------------	---------------	------------	---------------------------------------

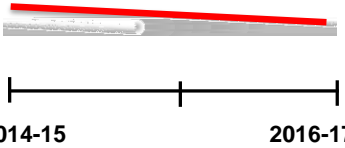
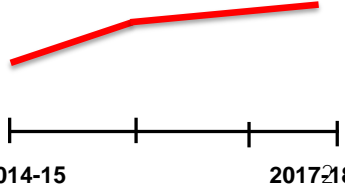

Average number of units accumulated by Associate Degree earners (VfS)

140.87

142.23

120.01
(10% decrease in 5-years)

Foothill College Local Goal Setting: 2021-22

Metric	4-Year Average	Baseline Rate	Trend Data	Institutional Goal (from Baseline)
Transfer to any four-year institution (ACCJC, Equity Plan)	2,727**	2,671		3,072 (15% increase in 3-years)
Vision Goal Completion attainment (degree/certificate) (Equity Plan, Vfs)	1,155	1,280*****		1,600 (25% increase in 5-years)
Median annual earnings among students following the year after exiting the community college system and did not transfer (Vfs)	\$54,139***	\$53,760		\$58,598 (9% increase in 5-years)
Attained the (district county) living wage among students following the year after exiting the community college system and did not transfer (Vfs)	57%****	57%		62% (5-percentage point increase in 5-years)
Job closely related to field of study among exited CTE students (Vfs)	85%****	86%		88% (2-percentage point increase in 5-years)

Foothill College Local Goal Setting: 2021-22

Metric	4-Year Average	Baseline Rate	Trend Data	Institutional Goal (from Baseline)
Applicants who enroll among disproportionately impacted student groups: African American female students (Equity Plan)	51%	53%		60% (7-percentage point increase to close equity gap in 3-years)
Applicants who enroll among disproportionately impacted student groups: African American male students (Equity Plan)	54%	54%		60% (6-percentage point increase)

Foothill College Local Goal Setting: 2021-22

Metric	4-Year Average	Baseline Rate	Trend Data	Institutional Goal (from Baseline)
--------	----------------	---------------	------------	---------------------------------------

Transfer to any four-year institution among disproportionately impacted groups: African American male students (Equity Plan)

11%

8%

12%

Foothill College Local Goal Setting: 2021-22

Metric	4-Year Average	Baseline Rate	Trend Data	Institutional Goal (from Baseline)
Transfer to CSU and UC systems among disproportionately impacted groups: LGBT (VfS)	40	29		51 (75% increase in 5-years)
Transfer to CSU and UC systems among disproportionately impacted groups: Veteran (VfS)	26	22		39 (75% increase in 5-years)
Vision Goal Completion attainment (degree/certificate) among disproportionately impacted groups: African American female students (Equity Plan)	2%	2%		3% (1-percentage point increase to close equity gap in 3-years)
Attained the living wage among exited CTE students among				

Foothill College Local Goal Setting: 2021-22

Metric	4-Year Average	Baseline Rate	Trend Data	Institutional Goal (from Baseline)
--------	----------------	---------------	------------	---------------------------------------

Foothill College Local Goal Setting: 2021-22

Metric	4-Year Average	Baseline Rate	Trend Data	Institutional Goal (from Baseline)
Attained the living wage among exited CTE students among disproportionately impacted groups: Low Income (VfS)	46%	45%		53% (8-percentage point increase in 5-years)

Baseline data is from 2017-18 for the Equity Plan and 2016-17 for Vision for Success (VfS), unless otherwise noted.

*Bachelor's degree average is calculated off 1-year data as Foothill began conferring Bachelor's degrees in Dental Hygiene in 2017-18.

**Transfer to any 4-year institution average is calculated off 3-year data due to the lag time with transfer data; 2017-18 data is not yet available.

***Median annual earnings average and Attained the living wage average are calculated off 3-year data due to lag time with employment wage data; 2017-18 data not available.

****Employed in job closely related to field of study is calculated off 2-year data due to lag time in employment data and survey collection; 2016-17/2017-18 data not available.

*****Vision Goal Completion attainment baseline is 2016-17 for VfS but 2017-18 for Equity Plan; Local goal setting default will be 2016-17 as baseline.

VfS = Chancellor's Office Vision for Success goal; Equity Plan goal requirement; ACCJC Annual Report metric

Data is reported for the most current time period available: <https://www.calpassplus.org/LaunchBoard/Student-Success-Metrics>