



An Introduction to Foothill Students

**Leadership Retreat
September 11, 2024**



Welcome

Institutional Research and Planning



Overview

How we see our students

How students experience Foothill

Foothill College Overview

Founded in 1957

Puichon Thámien Ancestral Muwekma Ohlone Territory

Multi-college district

Service area is northern Santa Clara county

Cupertino, Los Altos, Los Altos Hills, Mountain View, Palo Alto, Stanford, and parts of Sunnyvale, Santa Clara, Saratoga, and west San Jose

Foothill College Overview

Over 170 degree and certificate programs

Served 24,545 students (2023-24)



Fall 2023 Students



Enrollment Status

70%

Part-time status





Gender

53%

Female

Source: Precision Campus enrollment and course success dashboard, Fall 2023 (credit only)



Age at Term

63%

Age 24 and younger

8% Age 40 and older





COLLEGE

St

Instructional Modality

Online

In Person


Hybrid

Over a half enr
from online (54%)
Over a third enr
from F2F (37%)



Before ENGL 1A

30 students
68 enrollments



EN
Fal

After ENGL 1A

30 students
301 enrollments



ENGL 1A Fall 2021

**Counseling
Before ENGL 1A
83%**

**Counseling
After ENGL 1A
80%**

**Tutoring
Before ENGL 1A
33%**

**Tutoring
After ENGL 1A
47%**

**DRC
After ENGL 1A
10%**



**Transfer Ctr
Before ENGL 1A
13%**



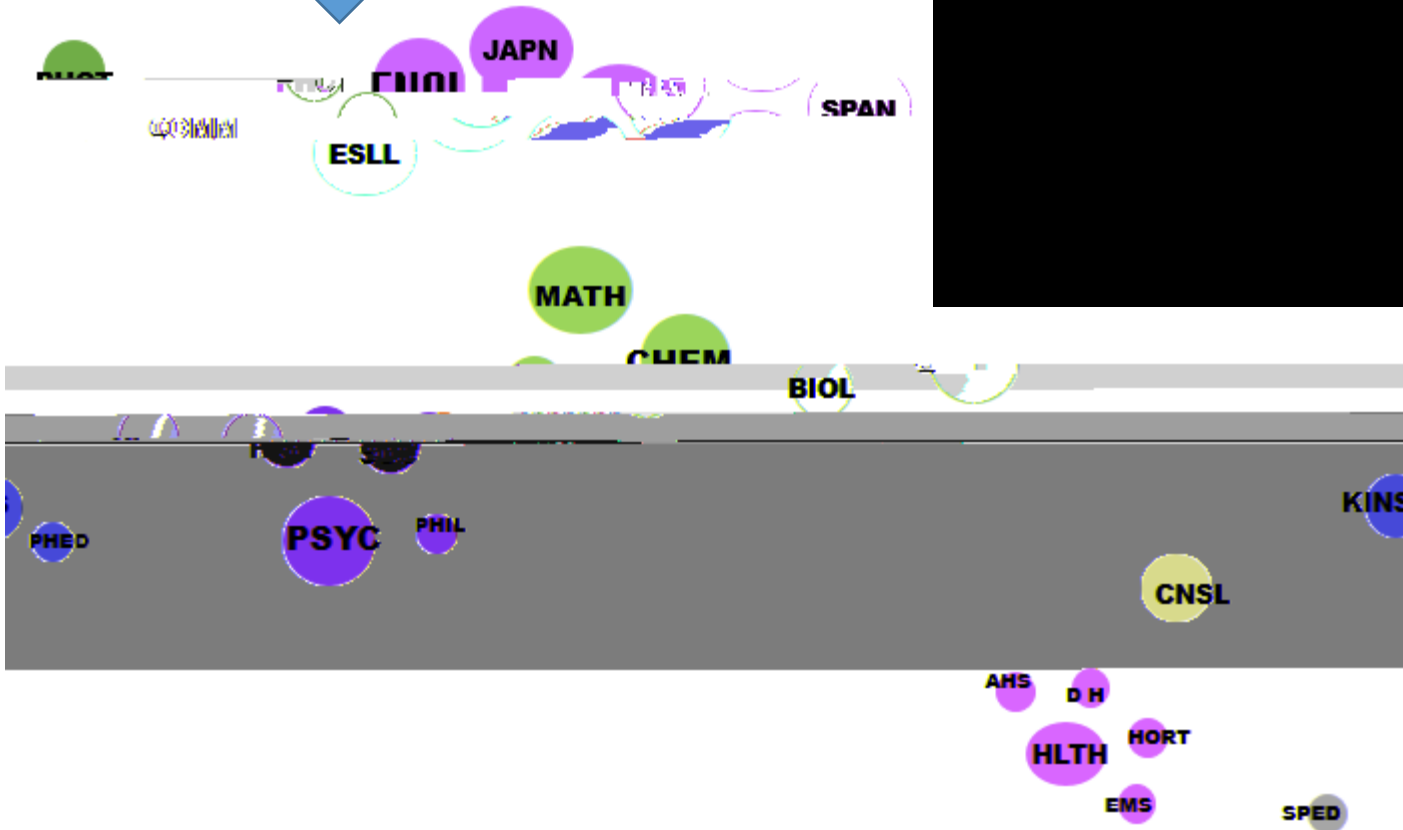
**Transfer Ctr
After ENGL 1A
30%**

30 students

**Earned
Degree/Certificate
33%**

Before CHEM 30A

27 students
54 enrollments



After CHEM 30A

27 students
138 enrollments



CHEM 30A Fall 2021

**Counseling
Before CHEM 30A
78%**

**Tutoring
Before CHEM 30A
19%**

**Counseling
After CHEM 30A
48%**

**Tutoring
After CHEM 30A
15%**

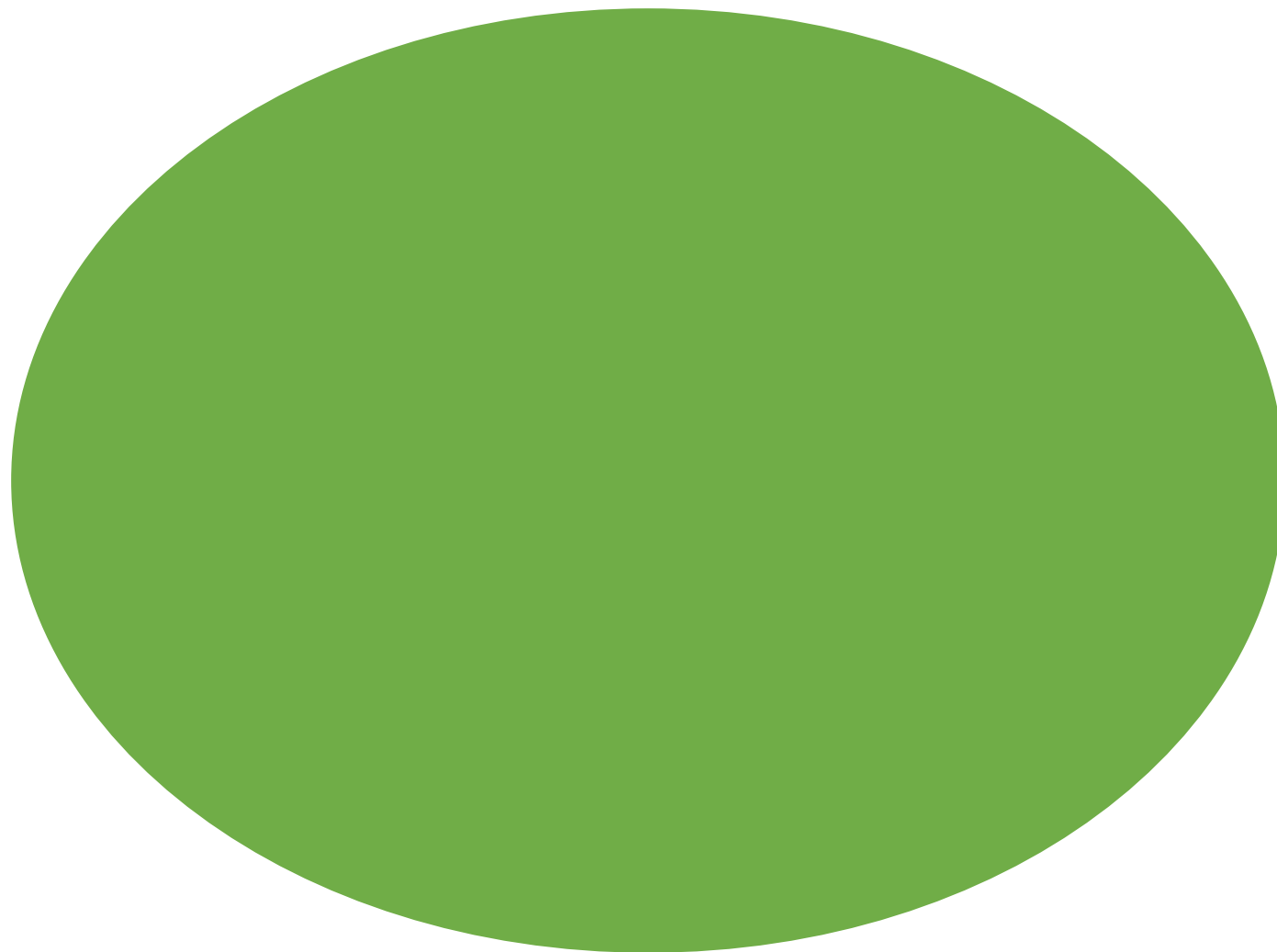


**DRC
After CHEM 30A
4%**

**Transfer Ctr
After CHEM 30A
7%**

27 students

**Earned
Degree/Certificate
15%**



Before ART 47A


22 students
77 enrollments



ART 47A
Fall 2021

After ART 47A

22 students
48 enrollments





ART 47A Fall 2021

**Counseling
Before ART 47A
36%**

**Tutoring
Before ART 47A
5%**

**Counseling
After ART 47A
27%**

**Tutoring
After ART 47A
5%**



**Transfer Ctr
After ART 47A
5%**

**DRC
Before ART 47A
5%**

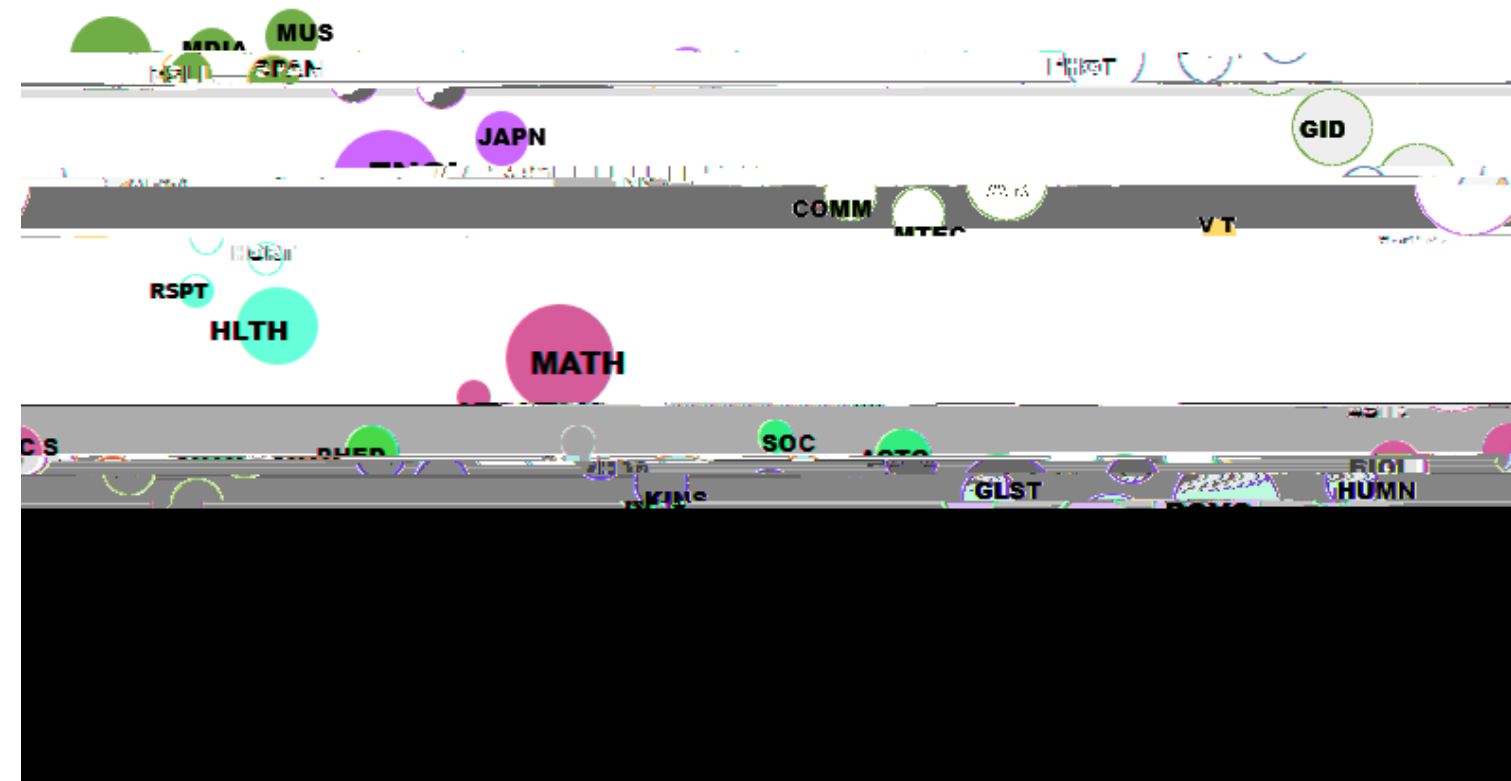
22 students

**Earned
Degree/Certificate
27%**



PHOT 5



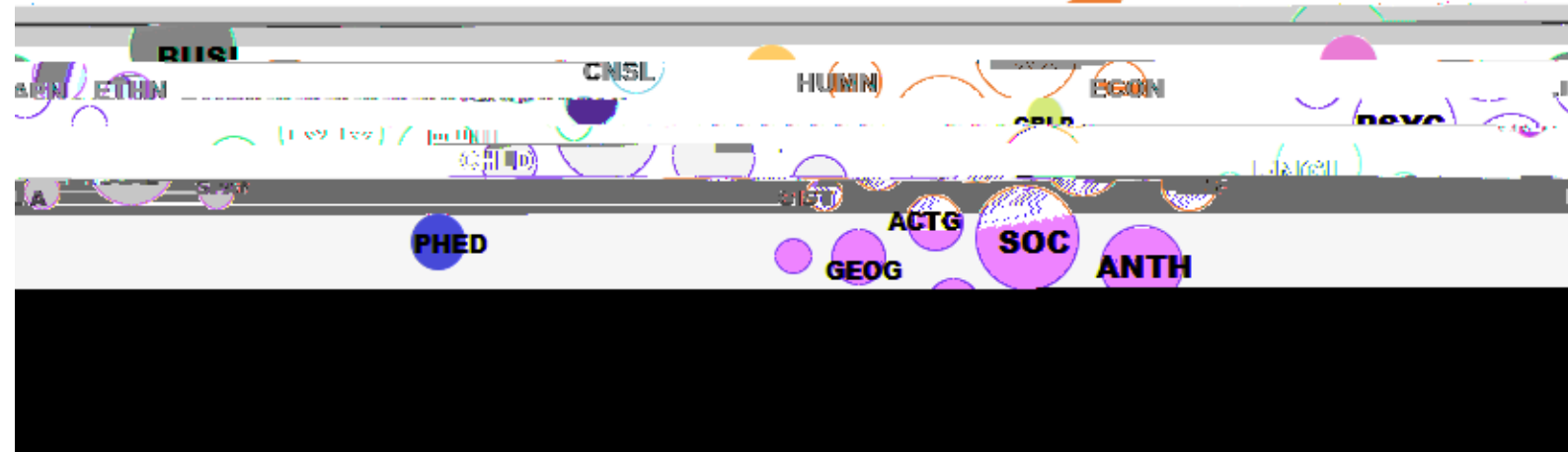




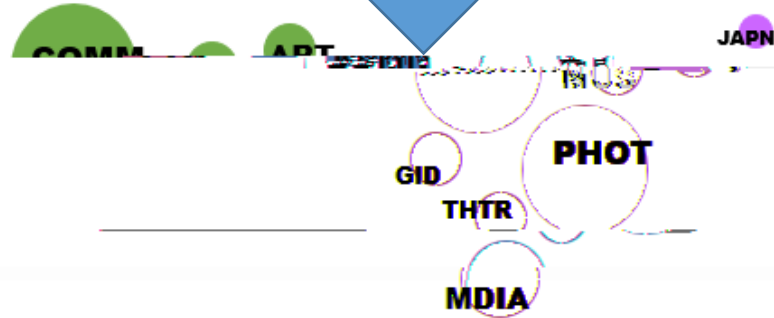


Before PHIL 8

44 students
233 enrollments



PHIL 8
Fall 2022



After PHIL 8
44 students
143 enrollments



PHIL 8 Fall 2021

**Counseling
Before PHIL 8
66%**

**Tutoring
Before PHIL 8
30%**

**Counseling
After PHIL 8
20%**

**Tutoring
After PHIL 8
23%**



**Transfer Ctr
Before PHIL 8
20%**

**Transfer Ctr
After PHIL 8 14%**

44 students

**Earned
Degree/Certificate
14%**

For Consideration

Student experiences are fluid and varied

Not just your students but our students

Coordination at the institutional level

Planning, policies, practices, interventions

