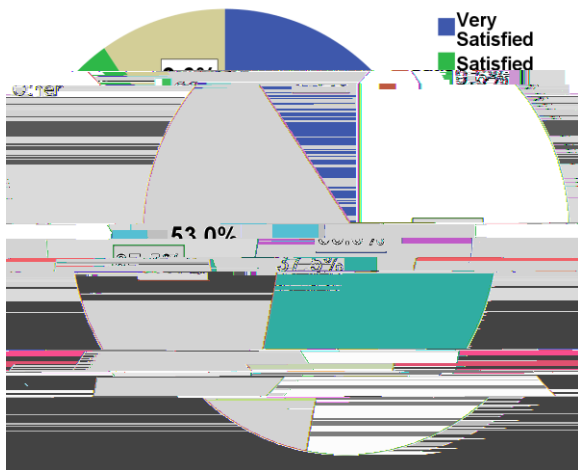


# CAREER & TECHNICAL EDUCATION EMPLOYMENT OUTCOMES SURVEY


Survey Development Timeline

Completer and skills-building students statewide were surveyed if they met one of the following criteria in 2020-2021, and did not enroll (or were minimally enrolled) in 2021-2022: earned a certificate of 6 or more units, earned a vocational degree, or earned 9+ CTE units. The survey was administered in 2023 by e-mail, text message (SMS), and telephone. The survey addressed student perceptions of their CTE program, employment outcomes, and how their coursework and training relate to their current career. A total of 166,305 students were surveyed and 38,733 (23%) students responded: 33% by email, 51% by phone, 7% by SMS link, and 9% by 2-way SMS.


*How satisfied are students with the education and training they received?*



*How many hours per week are employed students working?*



*How many students secured a job that is closely related to their program of study?*



*How many months did it take for students to find a job?*

