



Asking questions with data

- Support students toward their educational goal(s) attainment
- Create an environment that supports students for as long as they need or want to be at Foothill

Will the population increase between 2022 to 2030?

Santa Clara
County

California

Will the population age between 2022 to 2030?

-2%

14 to 59

-19,468

20%

60 and
older

+88,909

What occupations will experience the greatest growth between 2022 to 2030?

Top Occupations by Median Hourly Earnings with >10% Growth

- Web/Digital Interface Designers (\$102.53/hr)
- Licensed Practical/Vocational Nurses (\$37.13/hr)
- Computer User Support (\$36.98/hr)
- Dental Assistants (\$28.99/hr)
- Medical Assistants (\$27.01/hr)
- Nursing Assistants (\$22.71/hr)
- Personal Care (manicurists, hairstylists) (\$16.98/hr)


How much do students' wages change?

Foothill

What are the wage changes for skills builders?

What will the public high school enrollments change between 2022 to 2030?

-20%





Has enrollment changed from fall-to-fall?

2022

2023

11,174

Headcount

11,639

23,599

Enrollment

25,291

FTES increase

9%

Has the ethnicity representation changed from fall-to-fall?

Fall 2023 Headcount

Percent Change

3,299

Asian

8%

3,415

Latina/o/x

4%

3,059

White

1%

Has the course offerings changed from fall-to-fall?

Fall 2023

Percent Change

7,672

In Person

26%

13,293

Online
(asynchronous)

1%

What percent of our enrollment are in online classes?

59%

Source: Precision Campus Census Dashboard, Fall 2023 [credit and non-credit] (Fall 2022: 58%) | Santa Clara County students represent 65% of in person enrollment and 51% of online asynchronous enrollment in Fall 2022 and Fall 2023.

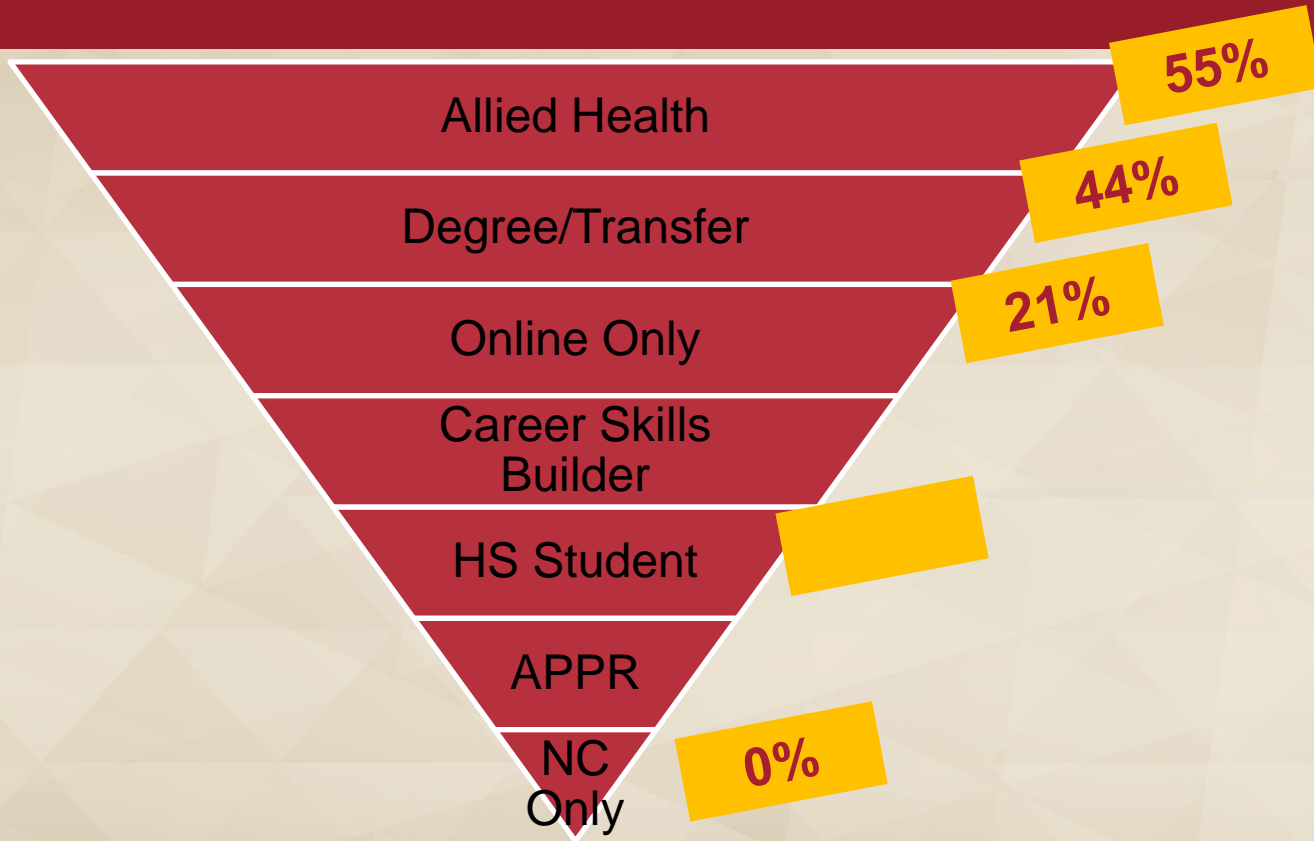


Who are Foothill students?

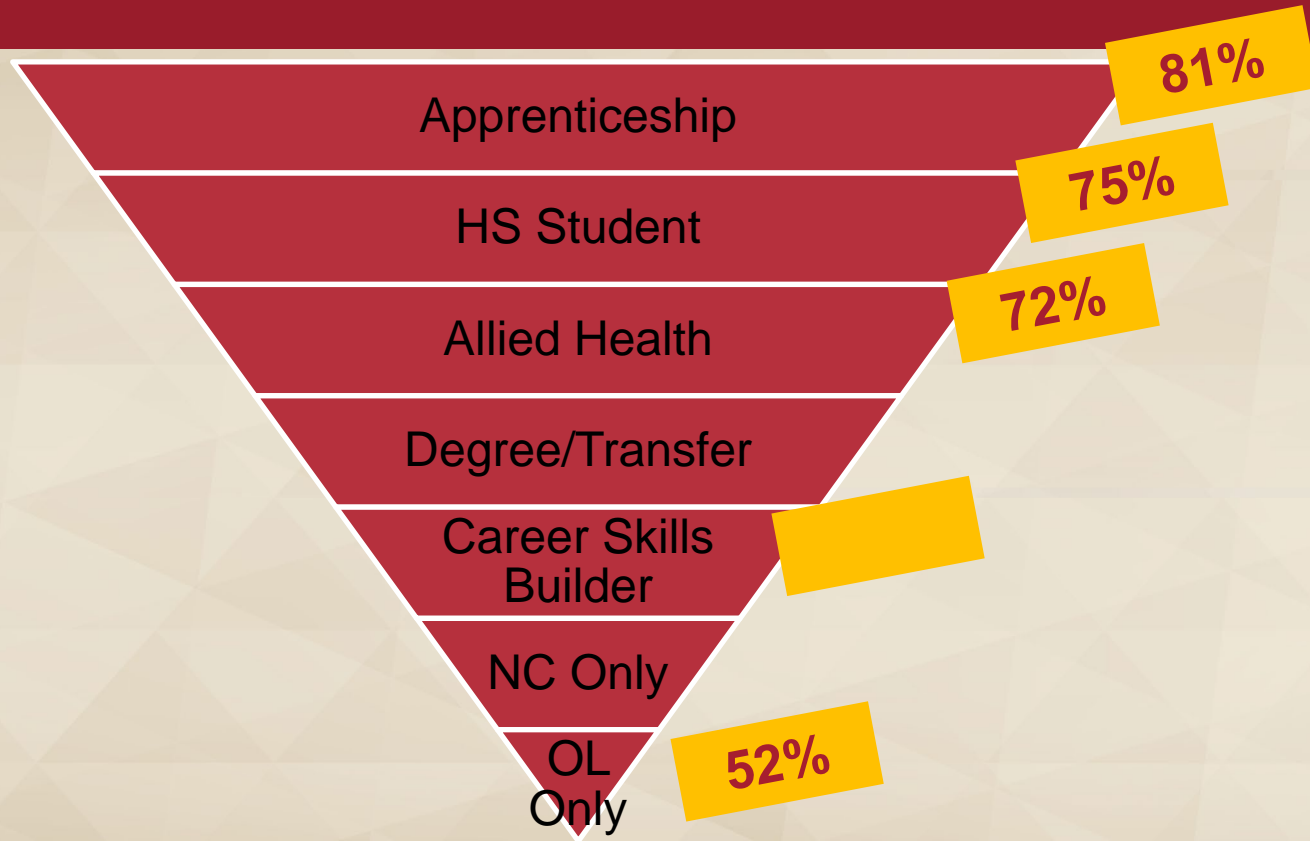
- Allied Health
- Apprenticeship
- Career Skills Builder
- Degree/Transfer Directed
- HS Student
- Non-Credit Only
- Online Only

How might key characteristics affect students' experiences?

How many are full-time students?




How many enrolled in fall and winter?





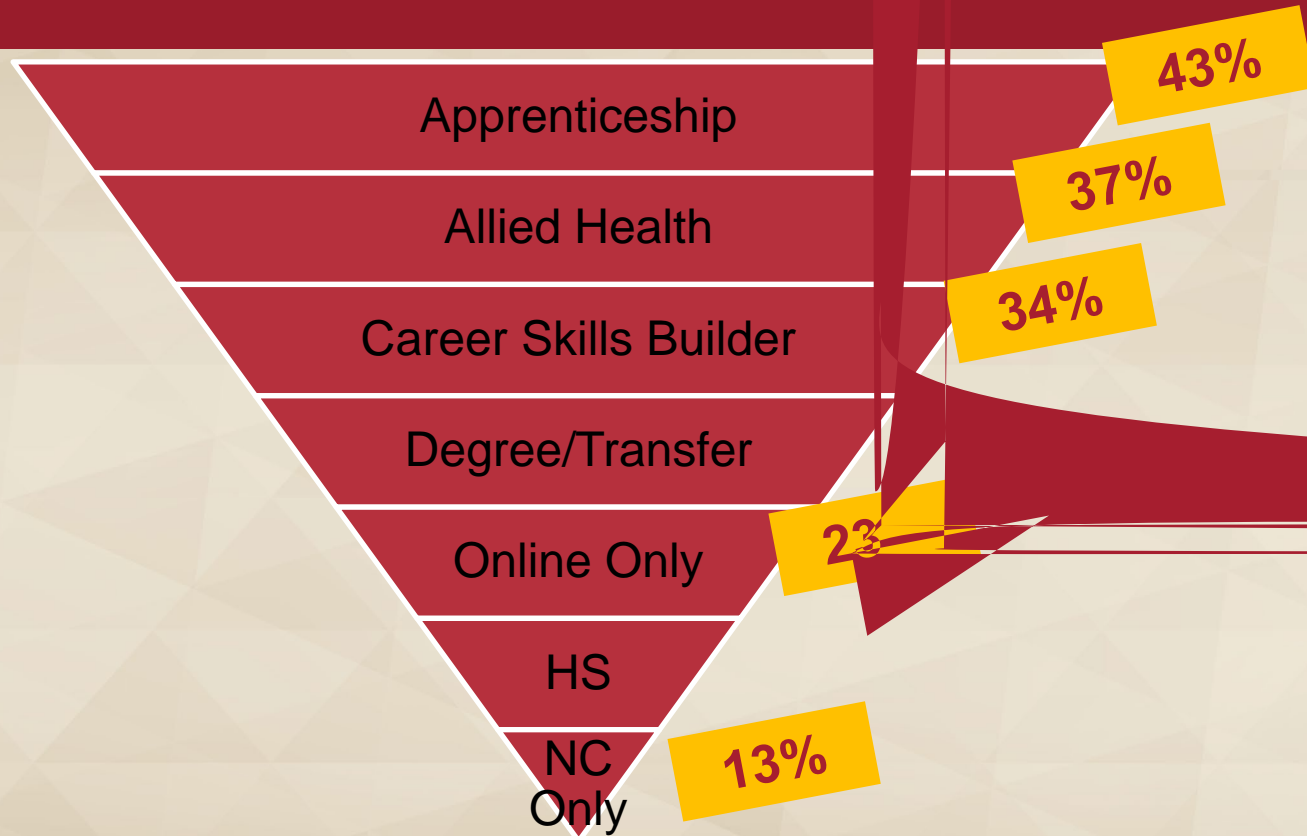
What percent are Black, Filipinx, Latinx?





How many live in our service area?

How many are first generation college going?



End

