
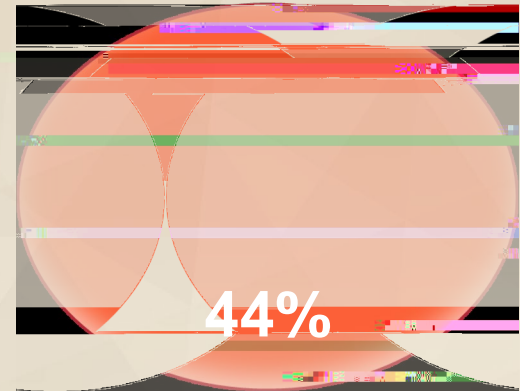



College Flex and Opening Day Survey Results Fall 2022




Fall '22 Flex Day attendance





Flex Day Attendee survey ratings

Percent rated as “Strongly Agree” or “Agree”



Attendees' most-liked aspects of Flex Day sessions

Open-ended responses



Attendees' least-liked aspects of Flex Day sessions

Open-ended responses



1. Lack of content

2. Lack of interaction

3. Lack of networking opportunities




Fall '22 College Opening Day attendance





College Opening Day Attendee survey ratings

Percent rated as “Strongly Agree” or “Agree”





College Opening Day Attendee survey ratings (cont.)

Percent rated as “Strongly Agree” or “Agree”




Attendees' most-liked aspects of College Opening Day

Open-ended responses



Attendees' least-liked aspects of College Opening Day

Open-ended responses




Other session topics to offer

Open-ended responses



Improving Flex Day and College Opening Day

Open-ended responses



Demographics of survey respondents



Female
71%

