

Foothill College Institutional Metrics

Student Achievement Data: Institutional Set Standards

March 5, 2021

Governance Presentation @ Advisory Council

Institutional Metrics Review

Agenda

- Metrics as component of local goal setting and accreditation
-



Today's Conversation

- **Emphasis on Institutional Set Standards**



Institutional- Set Standards (recap)

Systems context:

- Adopted by ACCJC in 2013 annual reporting
- Six metrics; annual measure
- Reporting includes identification of target floors and aspirational goals

1. Course Completion

2. Certificates

3. Degrees

3a.

1. Course Completion

2. Certificates

3. Degrees

3a.

Course Success

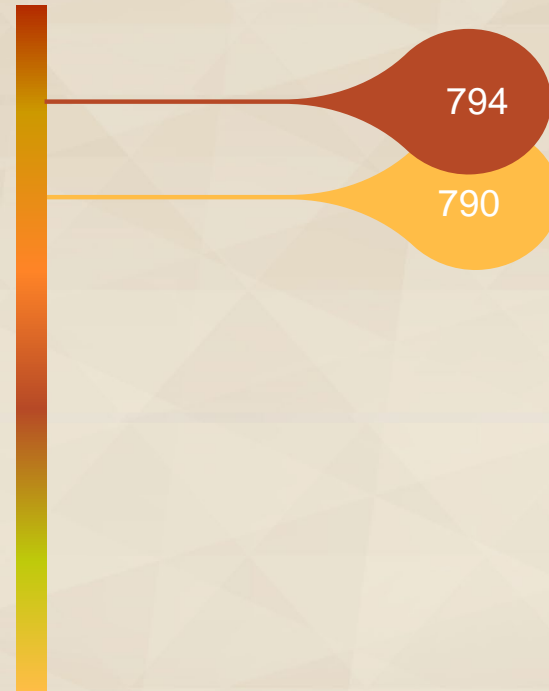
- Definition: Calculated as the number of student completions with a grade of A, B, C, P divided by the number of students enrolled in the course

Certificates

- Definition: Calculated as the number of Certificates of Achievement earned

Certificates

2017-18	819
2018-19	790
2019-20	794
Target Floor	600
Aspirational Goal	860
Goal Progress	UP




Associate Degrees

- Definition: Calculated as the number of AA, AS, ADT awards

Associate Degrees

2017-18	965
2018-19	1,012
2019-20	932
Target Floor	727
Aspirational Goal	1,018
Goal Progress	DOWN

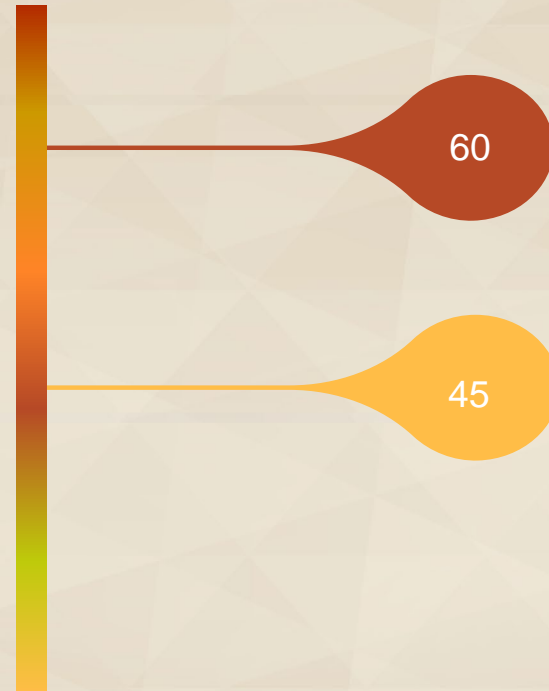


Bachelor's Degrees

- Definition: Calculated as the number of BS awards earned from the Dental Hygiene program

Bachelor Degree

2017-18	23
2018-19	45
2019-20	60
Target Floor	32
Aspirational Goal	75
Goal Progress	UP

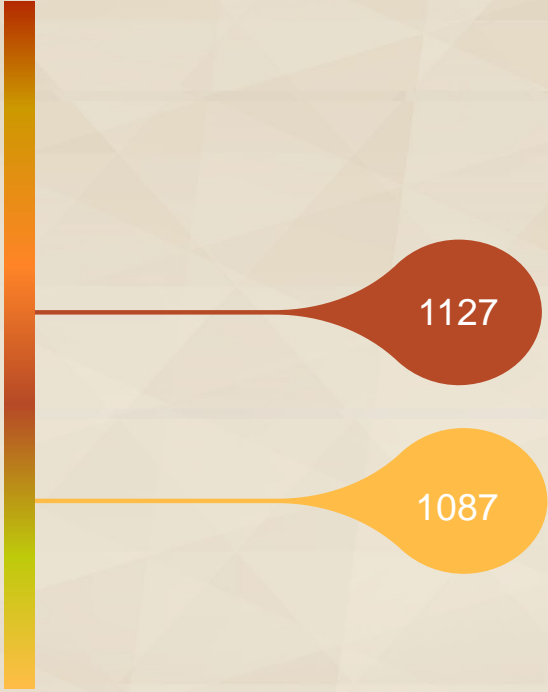


Transfer

- Definition: Calculated as the number transferring to a 4-year institution

Transfer

2017-18	1,255
2018-19	1,087
2019-20	1,127
Target Floor	867
Aspirational Goal	1,383
Goal Progress	UP



Institutional- Set Standards Progress Summary

Metric	Target Floor	Aspirational Goal	2018-19	2019-20	Goal Progress
			81%	81%	FLAT
			790	794	UP
			1,012	932	DOWN
			45	60	UP
			1,087	1,127	UP
5. Licensure Pass Rates*	54%-75%		64%-100%	75%-100%	
6. Employment Rates for CTE Students*	50%-75%		50%-100%	56%-100%	

*There are 10 programs requiring state and/or national licensure exams and 17 programs with 10 or more students. ACCJC does not ask for aspirational goals to be identified for these metrics below 50% based on ACCJC guidance. Note: Calculation of the "Target Floor" is based on 3 is maintained into subsequent years until met. Course Completion goal calculated based on 1

-yr avg * 75%. | Calculation of "Aspirational Goal" is based on the percentage point increase.

Targets are not to be identified as 5-yr V/S goals calculated as an annual goal (divided by 5); goal



Questions?