

Agenda

Metrics as component of local goal setting and accreditation

Define institutional metrics

Emphasis today on institutional set standards

Process of regular review

Monitor progress



Institutional-Set Standards

Institutional-Set Standard Overview

College first identified methodology in 2013; last revisited in Spring 2019

Reporting includes identification of target floors and aspirational goals

Target methodology: 75% of 3-year average

Goal methodology: based on VfS 5-year goal, calculated as an annual goal

Institutional-Set Standards: Six Metrics

1. Course Completion

2. Certificates

3. Degrees

3a. Associate Degrees


3b.

4. Transfer

5. Licensure Exam Pass Rates

6. Employment Rates for CTE Students

Institutional-Set Standards: Six Metric Categories (recap)



1. Course Completion

2. Certificates

3. Degrees

3a. Associate Degrees

3b.

4. Transfer

5. Licensure Exam Pass Rates

6. Employment Rates for CTE Students

Course Success

Definition: Calculated as the number of student completions with a grade of A, B, C, P divided by the number of students enrolled in the course

Course Success

| | |
|--------------------------|-----|
| 2017-18 | |
| 2018-19 | |
| 2019-20 | |
| Target Floor | 61% |
| Aspirational Goal | 82% |
| Goal Progress | |



Certificates

Definition: Calculated as the number of Certificates of Achievement earned

Certificates

| | |
|--------------------------|-----|
| 2017-18 | |
| 2018-19 | |
| 2019-20 | |
| Target Floor | 600 |
| Aspirational Goal | 860 |
| Goal Progress | |




Associate Degrees

Definition: Calculated as the number of AA, AS, ADT awards

Associate Degrees

| | |
|--------------------------|-------|
| 2017-18 | |
| 2018-19 | |
| 2019-20 | |
| Target Floor | 727 |
| Aspirational Goal | 1,018 |
| Goal Progress | |




Transfer

Definition: Calculated as the number transferring to a 4-year institution

Transfer

| | |
|--------------------------|-------|
| 2017-18 | |
| 2018-19 | |
| 2019-20 | |
| Target Floor | 867 |
| Aspirational Goal | 1,383 |
| Goal Progress | |

Aspirational Goal



Target Floor

Institutional-Set Standards Progress Summary

| Metric | Target | | | | |
|--------|--------|--|--|--|--|
| | | | | | |
| | | | | | |
| | | | | | |
| | | | | | |
| | | | | | |
| | | | | | |
| | | | | | |
| | | | | | |
| | | | | | |

Next Steps



Questions?