

A stylized black owl with yellow eyes and white facial markings, wings spread, set against a green background with horizontal motion blur lines.

# Program Review Readers Survey Results

Integrated Planning & Budget (IP&B)  
July 21, 2020



Program Readers  
Classified Staff  
Deans  
Faculty



June 1 to July 7, 2020

Response Rate: 69%

22 out of 28

Classified Staff: 27%

Deans: 9%

Faculty: 64%





To meet the program review  
rubric deadline



+

-

To find someone to answer questions about the rubric




# Reader Training Session




# Program Review Manual





U + O = O


Help me feel confident




U + O = O

Create a culture of continuous improvement








# Time needed to write feedback and submit rubric

1 to 6 hours

10+ hours

4 readers  
needed 2 hrs

3 readers  
needed 20+ hrs



Difficulty writing the feedback

Understanding instructions  
of completing rubric

Difficulty navigating the rubric

Difficulty understanding the data





V O


Help me forge connections with  
others in the college













# Data

Student perspectives

Fill rate


FT to PT ratio

Online success rates

Support services use

Advisory Board minutes

Regional cost of living



# Reader Experience


More examples


Group sessions

Success measured in multiple ways

Appropriate comparison group







# Reader training

Timing

Discussions

Rubric format

Fonts/Style

Feedback loop

Responses to feedback

For reference: [Full Report](#)



