

Honors Roundtable

October 30, 2019

Roundtable Data Objectives

- **Desired Outcomes**
 - Discuss what we hear from our students about the (1) student

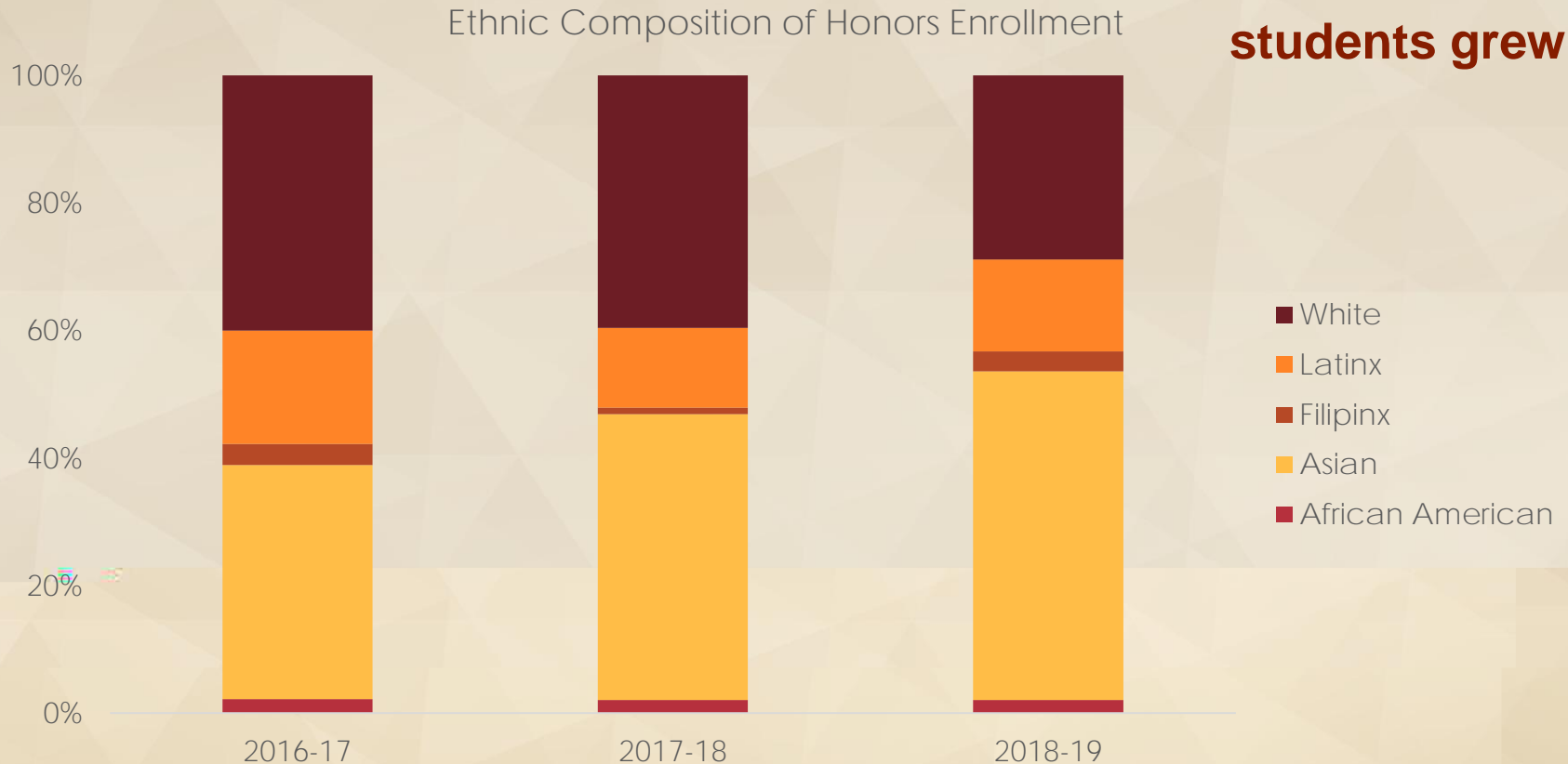
Since Honors became open access...

Year	Headcount		Enrollments		Sections		FTES	
	N	% Change	N	% Change	N	% Change	N	% Change
2016								



Since Honors became open access...

Proportion of Asian honors students grew



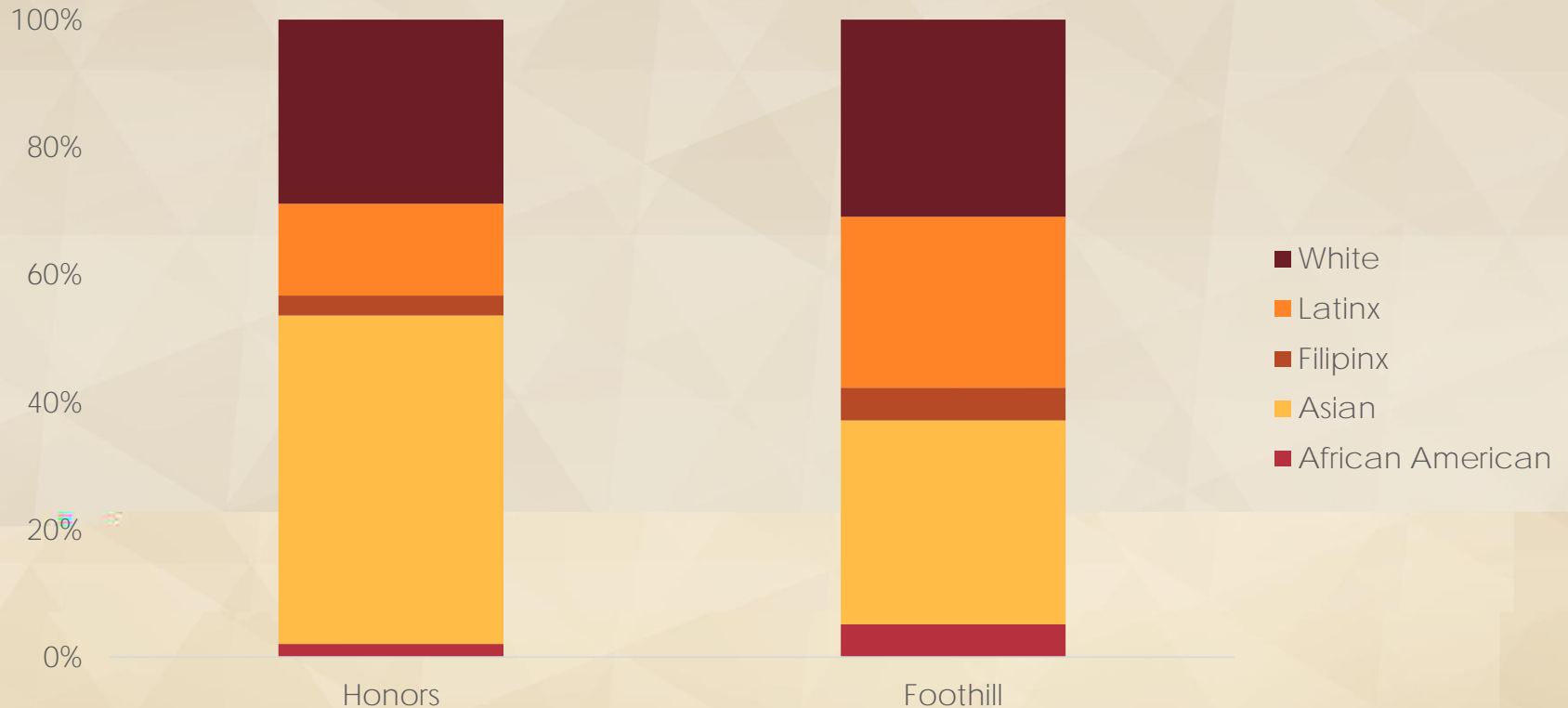
Honors open access went into effect in 2018-19, specifically W19.
Native American and Pacific Islander are not shown. They account for 1% and 0% of honors students, respectively.



Compared to College...

**African American,
Filipinx, & Latinx are
not as represented in
Honors**

2018-19 Ethnic Composition: Honors vs. Foothill

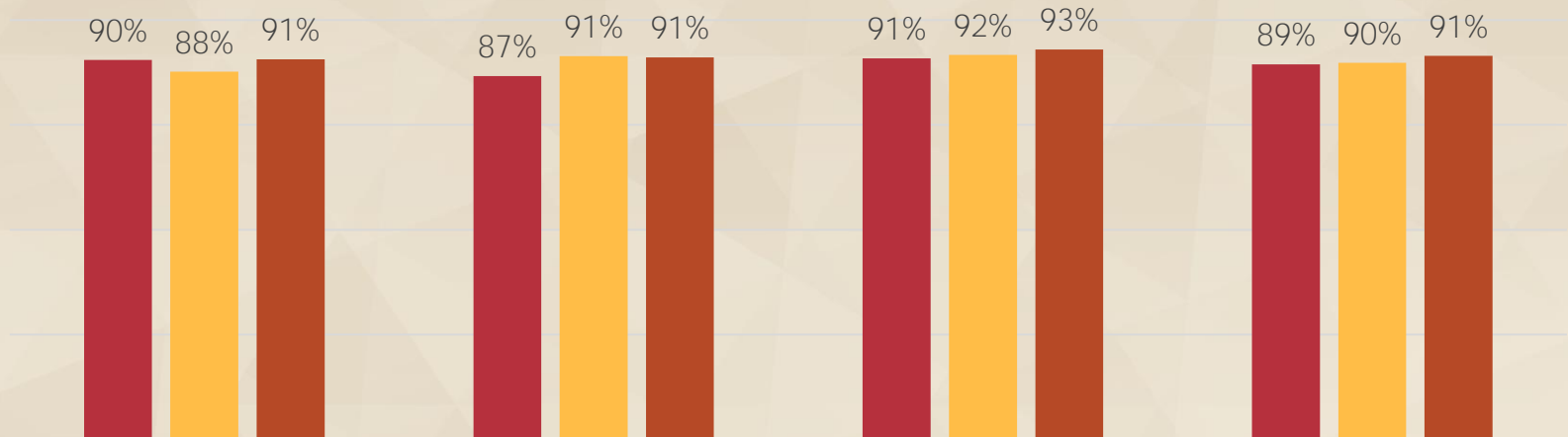


Foothill data reflects credit students.

Native American and Pacific Islander are not shown. They each account for 1% of Foothill and 0% of honors.



How are students doing in honors?



Honors open access went into effect in 2018-19, specifically W19.
Summer term not shown; however, summer course success is included in the "Year" results.
Average honors enrollments: Fall = 361 | Winter = 260 | Spring = 291 | Year = 925





Who stays (or doesn't stay) through the end of the honors term?

Honors open access went into effect in 2018-19, specifically W19.

Retention reflects students counted at census of each term and receive grades A, B, C, D, F, I, P, NP.

Native American and Pacific Islander are not shown.

2017-18 honors enrollments: African American = 18 | Asian = 382 | Filipinx = 13 | Latinx = 106 | White = 335 | Total Honors = 891

2018-19 honors enrollments: African American = 17 | Asian = 472 | Filipinx = 26 | Latinx = 135 | White = 269 |



First-time honors students' majors

- Business Administration (AA & AS-T)
- Computer Science (AS & AS-T)
- Engineering (AS)
- Biological Sciences (AS)
- Psychology (AA-T)
- Economics (AA & AA-T)
- Mathematics (AS-T)

Majors declared as of first honors term in 2014-15 to 2018-19 (5-year average).
The above majors account for 55% of all first-time honors students' declared majors.



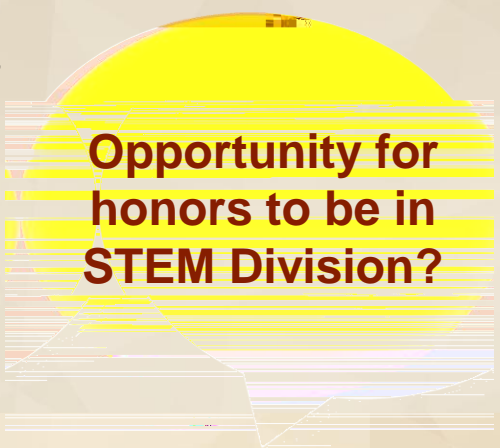
First-time honors students most enrolled courses

Honors sections

- ENGL 1AH / 1BH / 1CH
- MUS 8H
- MDIA 11H
- MATH 1AH / 1AHP
- PHOT 8H
- ANTH 1H
- HUMN 3H

Non-Honors sections

- MATH 10 / 48C / 1A / 1B / 1C
- ENGL 1A/1B
- CHEM 1A
- ECON 1A
- C S 1A



**Opportunity for
honors to be in
STEM Division?**

Honors sections reflect enrollments by first-time honors students who enrolled in honors only and honors + non-honors 2014-15 to 2018-19 (5-year average).



Time to 23 Honors Units

How could we help and increase the 23 honors units completion rate for Latinx?

First Honors Term AY15, AY16, AY17	Attempted		Completed	
	<u>N</u>		<u>N</u>	<u>Rate</u>
African American	4		4	100%
Asian	79		74	94%
Filipinx	5		4	80%
Latinx	26		23	88%
White	79		71	90%
Total	239		219	92%

Most honors students take up to 2.0 years to earn 23 honors units (grades A, B, C, P).

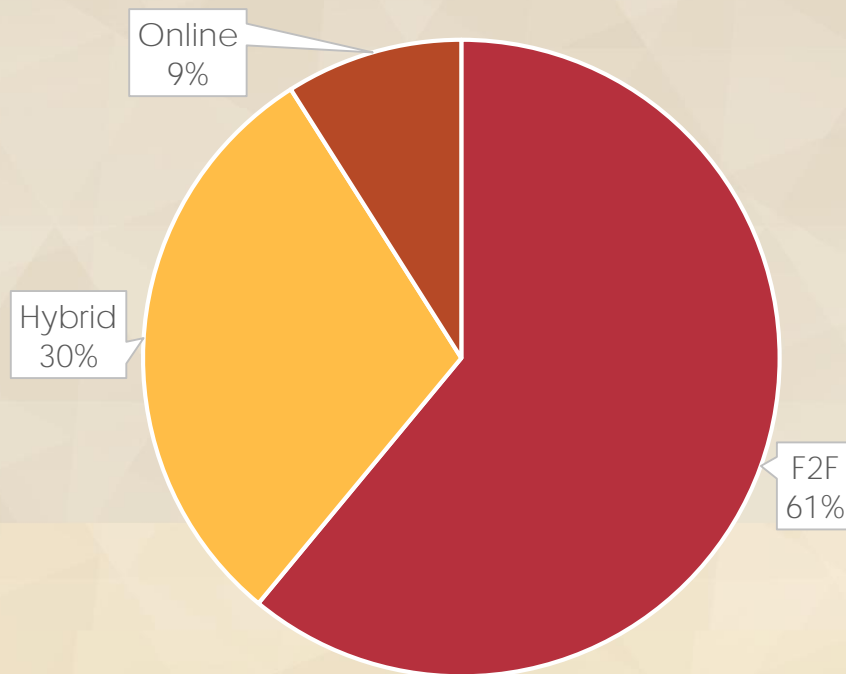


Other honors opportunity...

Could honors
online
enrollments
grow?

What support
would honors
faculty and
students need?

2018-19 Honors Enrollments by Modality



2018-19 honors enrollments: F2F = 577 | Hybrid = 284 | Online = 86; number of online honors sections = 4

2018-19 Foothill credit enrollments: F2F = 49,127 (46%) | Hybrid = 9,666 (9%) | Online 47,169 (45%); number of online sections = 1,304

