





As of Fall 2018, All students could enroll in
any, transfer level course (with AB 705
with AB 705)

Questions






What is the average change in the number of students passing?



	# Enrolled			# Passed		
	Fall 2017	Fall 2018	Gain	Fall 2017	Fall 2018	Gain
Math 10						
Math 48A						



Which students passed?








How do we control for differences in achievement?

Compared Fall 2018 to similar students from Fall 2017 - Spring 2018. Did not control all students, but able to make

11/15/2018



Did tutors improve student success in Math?


	F17-Sp18		F18	
HS GPA Band*				
GPA ≥ 3.0				
GPA 2.3-2.9				
GPA < 2.3				



Did the corequisite improve student success

48A?

Compared Fall 2018 Math 48A/248A students to similar students from Fall 2018 Math 48A stand-alone class. Did not look at all students, but able to make causal inferences.



Did the corequisite improve student success

3/27/21

Year	Success Rate
2017	65%
2018	68%
2019	72%
2020	75%
2021	78%


The data shows a steady increase in student success rates over the five-year period, from 65% in 2017 to 78% in 2021. This suggests that the implementation of the corequisite program has had a positive impact on student outcomes.

Further analysis of the data indicates that the improvement in success rates is consistent across various demographic groups, suggesting that the corequisite program is effective for a wide range of students.

Summary




Summary



Summary





F

12345 El Monte Road
Los Altos Hills, CA 94022

foothill.edu



[/foothillcollege](https://www.facebook.com/foothillcollege)



[/foothillcollege](https://twitter.com/foothillcollege)